






Equity Report

Total number of student groups with a performance level

Total number of student groups with a red or orange performance level

State Indicators	All Students Performance	Total Student Groups	Student Groups in Red/Orange
Chronic Absenteeism	N/A	N/A	N/A
Suspension Rate (K-12)		10	4
English Learner Progress (K-12)		1	0
Graduation Rate (9-12)		6	0
College / Career Available Fall 2017. Select for Grade 11 assessment results.		N/A	N/A
English Language Arts (3-8)		8	2
Mathematics (3-8)		8	2

"N/A" means indicator is not applicable or available